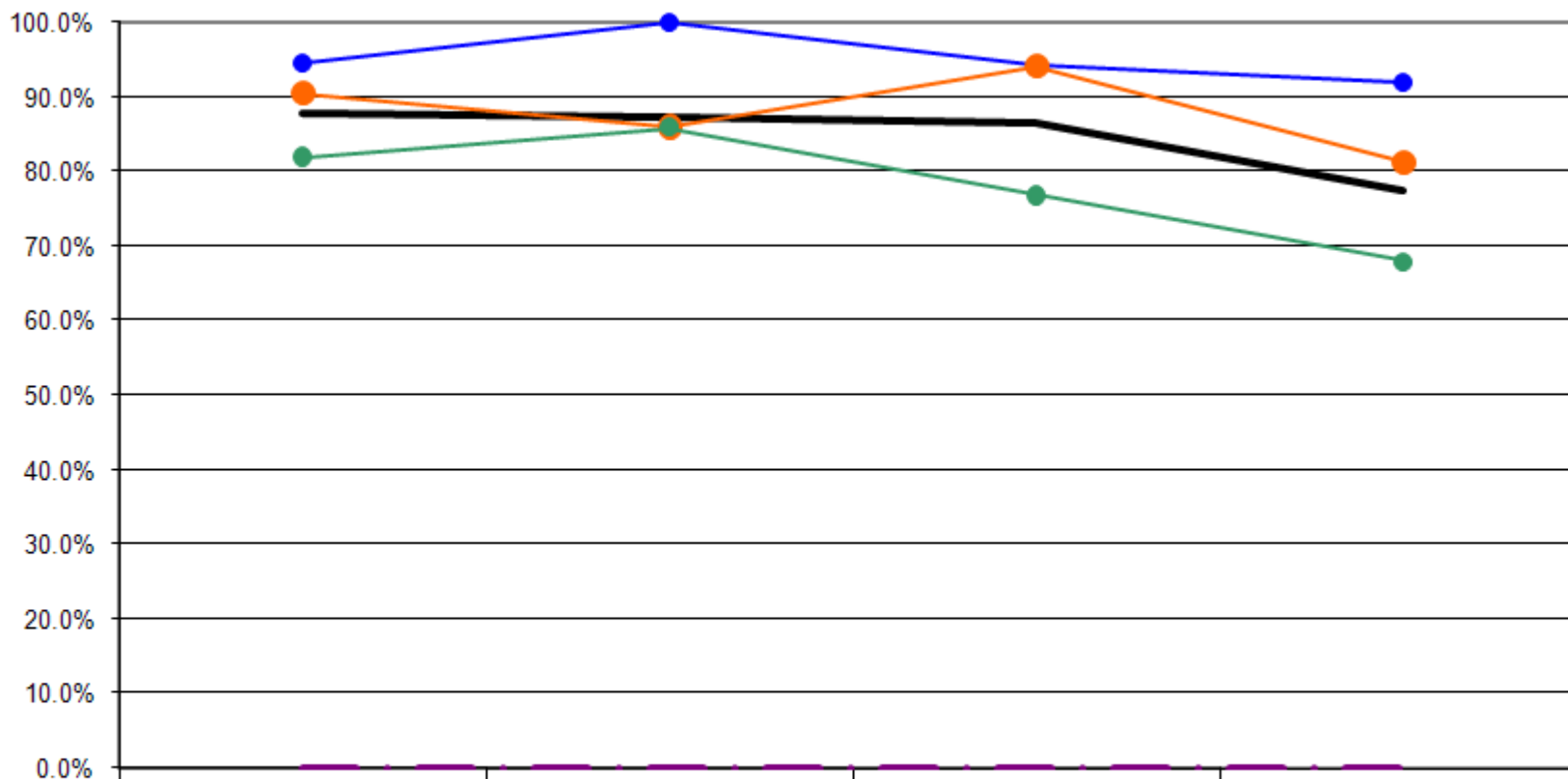


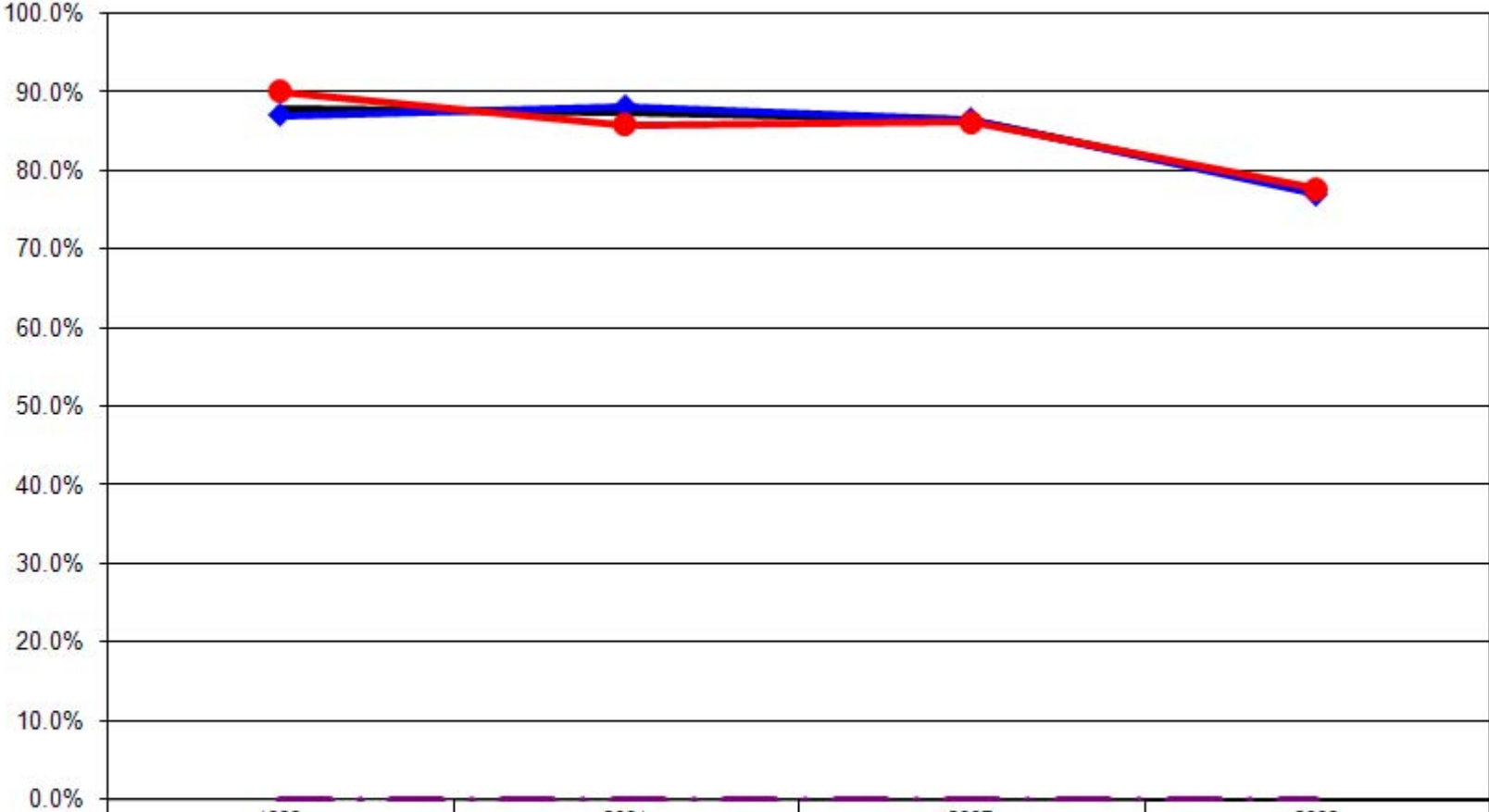
**Ages: 18-64 Survey Population**  
**Have you had a clinical breast exam within the past 2 years?**

**Had Breast Exam Within Past 2 Years By Age**  
 (Ages: 18-64)



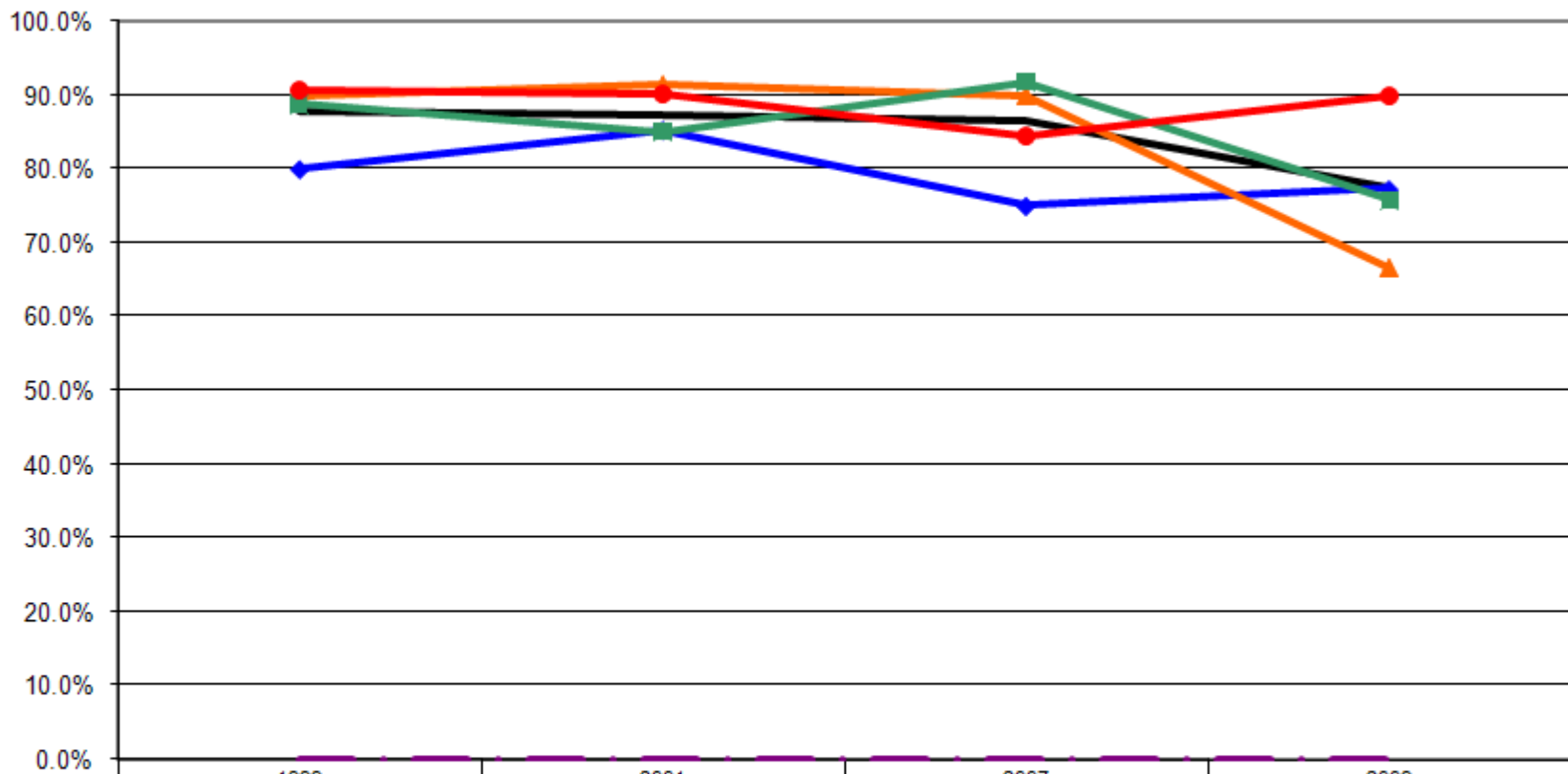
	1999	2001	2007	2009
— Total	87.9%	87.5%	86.5%	77.3%
—● 18-24	94.6%	100.0%	94.1%	91.9%
—● 25-44	90.6%	86.1%	94.2%	81.3%
—● 45-64	81.9%	85.8%	76.9%	68.0%
- - - US Total Rate*				

**Had Breast Exam Within Past 2 Years By Employment Status**  
(Ages: 18-64)



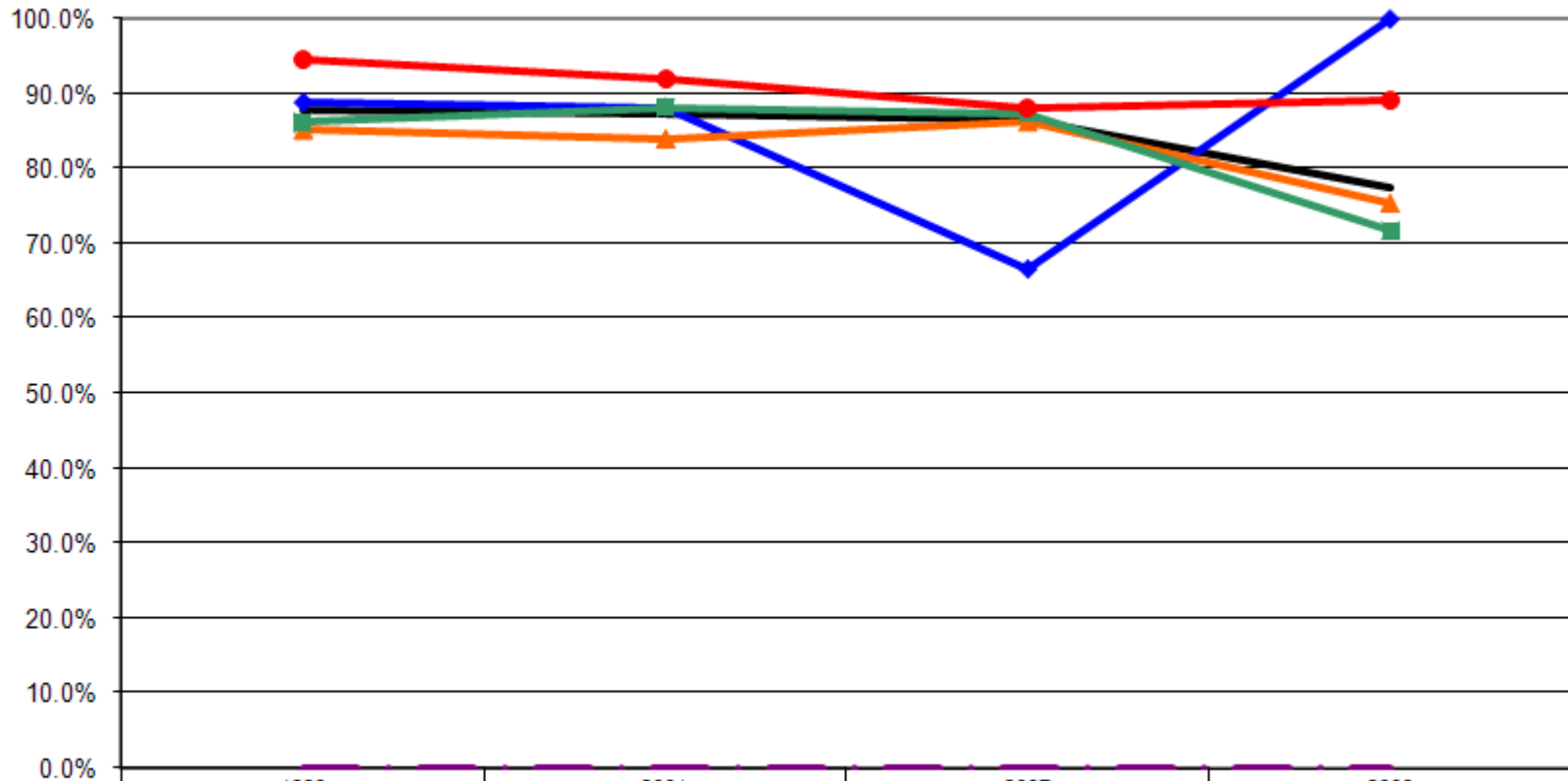
	1999	2001	2007	2009
— Total	87.9%	87.5%	86.5%	77.3%
—◆— Employed	87.2%	88.2%	86.6%	77.1%
—●— Not Employed	90.2%	85.9%	86.3%	77.8%
- - - - US Total Rate*				

**Had Breast Exam Within Past 2 Years By Income**  
(Ages: 18-64)



	1999	2001	2007	2009
— Total	87.9%	87.5%	86.5%	77.3%
—♦— <\$15K	80.0%	85.3%	75.0%	77.3%
—▲— \$15-25K	90.0%	91.4%	90.0%	66.7%
—■— \$25-50K	88.8%	85.0%	91.7%	75.8%
—●— \$50K+	90.7%	90.2%	84.4%	90.0%
- - - US Total Rate*				

**Had Breast Exam Within Past 2 Years By Education**  
(Ages: 18-64)



	1999	2001	2007	2009
— Total	87.9%	87.5%	86.5%	77.3%
—◆— <HS	88.9%	88.2%	66.7%	100.0%
—▲— HS or GED	85.2%	84.0%	86.3%	75.3%
—■— Some College	86.2%	88.2%	87.4%	71.7%
—●— College Degree +	94.5%	91.9%	88.1%	89.1%
- - - US Total Rate*				

Interview Year 1999

		Breast exam within the past 2 years	
		Yes	No
<b>Total</b>		<b>87.9%</b>	<b>12.1%</b>
Age	18 - 24	94.6%	5.4%
	25 - 34	92.5%	7.5%
	35 - 44	89.1%	10.9%
	45 - 54	90.0%	10.0%
	55 - 64	72.7%	27.3%
Employed	Yes	87.2%	12.8%
	No	90.2%	9.8%
Income	< \$15K	80.0%	20.0%
	\$15-25K	90.0%	10.0%
	\$25-50K	88.8%	11.2%
	\$50K +	90.7%	9.3%
Education	Less than High School	88.9%	11.1%
	High School Diploma or GED	85.2%	14.8%
	Some College/Technical	86.2%	13.8%
	College Degree or Higher	94.5%	5.5%

Interview Year 2001

		Breast exam within the past 2 years	
		Yes	No
<b>Total</b>		<b>87.5%</b>	<b>12.5%</b>
Age	18 - 24	100.0%	0.0%
	25 - 34	87.2%	12.8%
	35 - 44	85.3%	14.7%
	45 - 54	84.1%	15.9%
	55 - 64	88.4%	11.6%
Employed	Yes	88.2%	11.8%
	No	85.9%	14.1%
Income	< \$15K	85.3%	14.7%
	\$15-25K	91.4%	8.6%
	\$25-50K	85.0%	15.0%
	\$50K +	90.2%	9.8%
Education	Less than High School	88.2%	11.8%
	High School Diploma or GED	84.0%	16.0%
	Some College/Technical	88.2%	11.8%
	College Degree or Higher	91.9%	8.1%

Interview Year 2007

		Breast exam within the past 2 years	
		Yes	No
<b>Total</b>		<b>86.5%</b>	<b>13.5%</b>
Age	18 - 24	94.1%	5.9%
	25 - 34	94.8%	5.2%
	35 - 44	93.5%	6.5%
	45 - 54	82.8%	17.2%
	55 - 64	68.2%	31.8%
Employed	Yes	86.6%	13.4%
	No	86.3%	13.7%
Income	< \$15K	75.0%	25.0%
	\$15-25K	90.0%	10.0%
	\$25-50K	91.7%	8.3%
	\$50K +	84.4%	15.6%
Education	Less than High School	66.7%	33.3%
	High School Diploma or GED	86.3%	13.7%
	Some College/Technical	87.4%	12.6%
	College Degree or Higher	88.1%	11.9%

Interview Year 2009

		Breast exam within the past 2 years	
		Yes	No
<b>Total</b>		<b>77.3%</b>	<b>22.7%</b>
Age	18 - 24	91.9%	8.1%
	25 - 34	81.5%	18.5%
	35 - 44	81.1%	18.9%
	45 - 54	64.2%	35.8%
	55 - 64	72.7%	27.3%
Employed	Yes	77.1%	22.9%
	No	77.8%	22.2%
Income	< \$15K	77.3%	22.7%
	\$15-25K	66.7%	33.3%
	\$25-50K	75.8%	24.2%
	\$50K +	90.0%	10.0%
Education	Less than High School	100.0%	0.0%
	High School Diploma or GED	75.3%	24.7%
	Some College/Technical	71.7%	28.3%
	College Degree or Higher	89.1%	10.9%