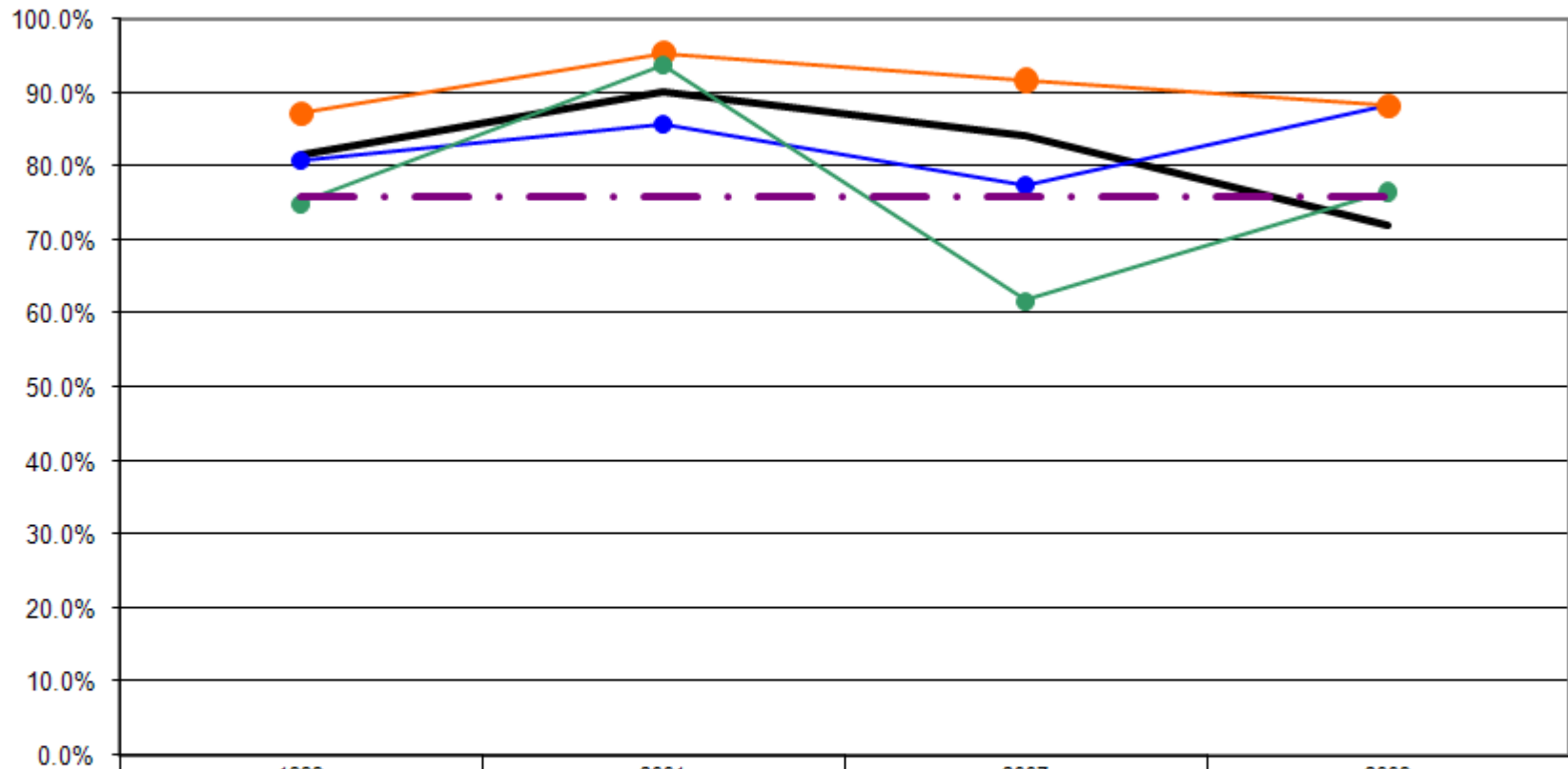


Ages: 18-64 Survey Population Mammogram within the past 2 years?

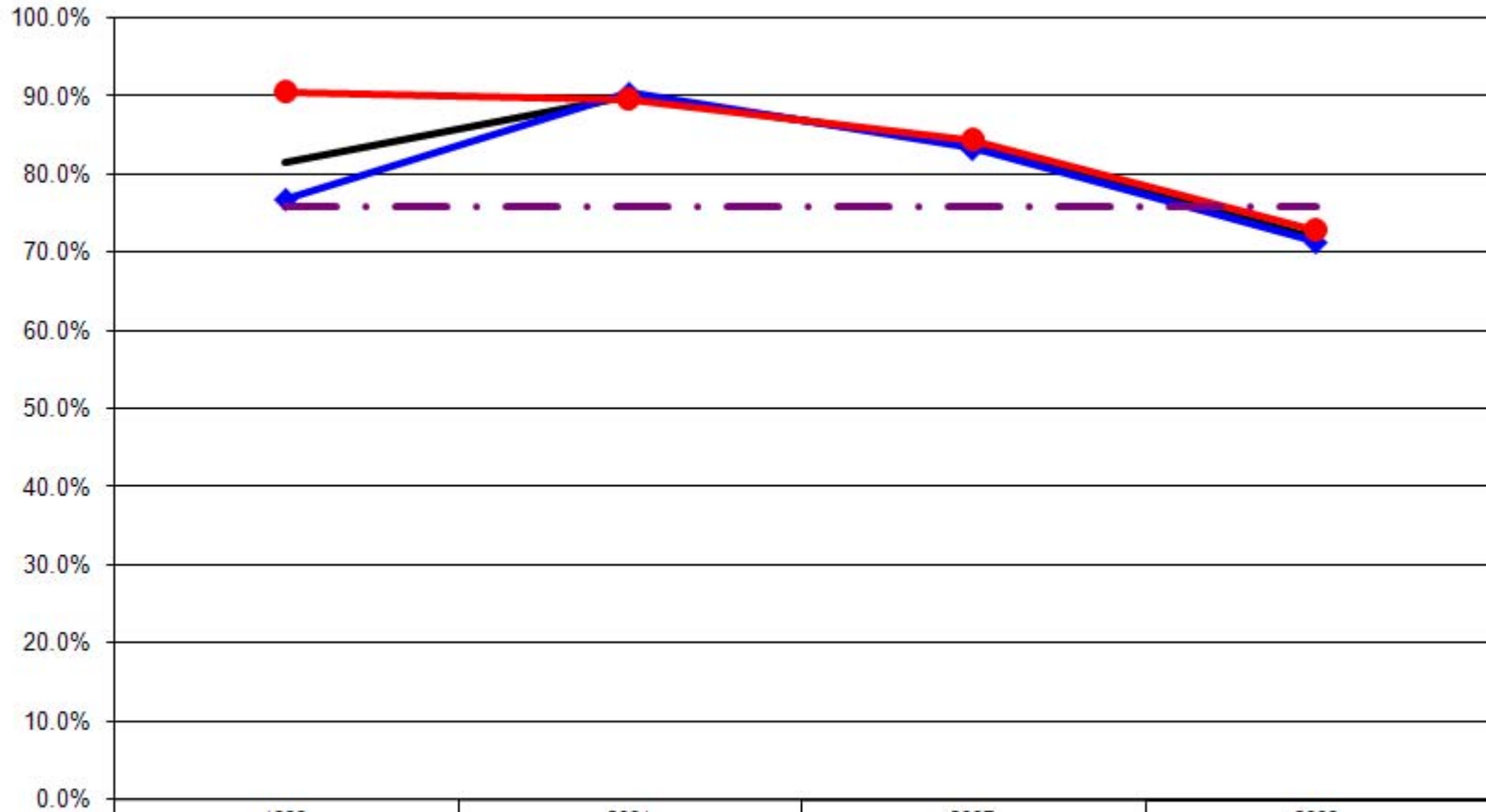
Had Mammogram Within Past 2 Years By Age (Ages: 40-64)



	1999	2001	2007	2009
— Total	81.7%	90.2%	84.1%	72.0%
—●— 40-44	80.8%	85.7%	77.5%	88.2%
—●— 45-54	87.3%	95.3%	91.7%	88.3%
—●— 55-64	75.0%	93.8%	61.8%	76.6%
- · - · - US Total Rate*				76.0%

*Source: 2008 CDC BRFSS

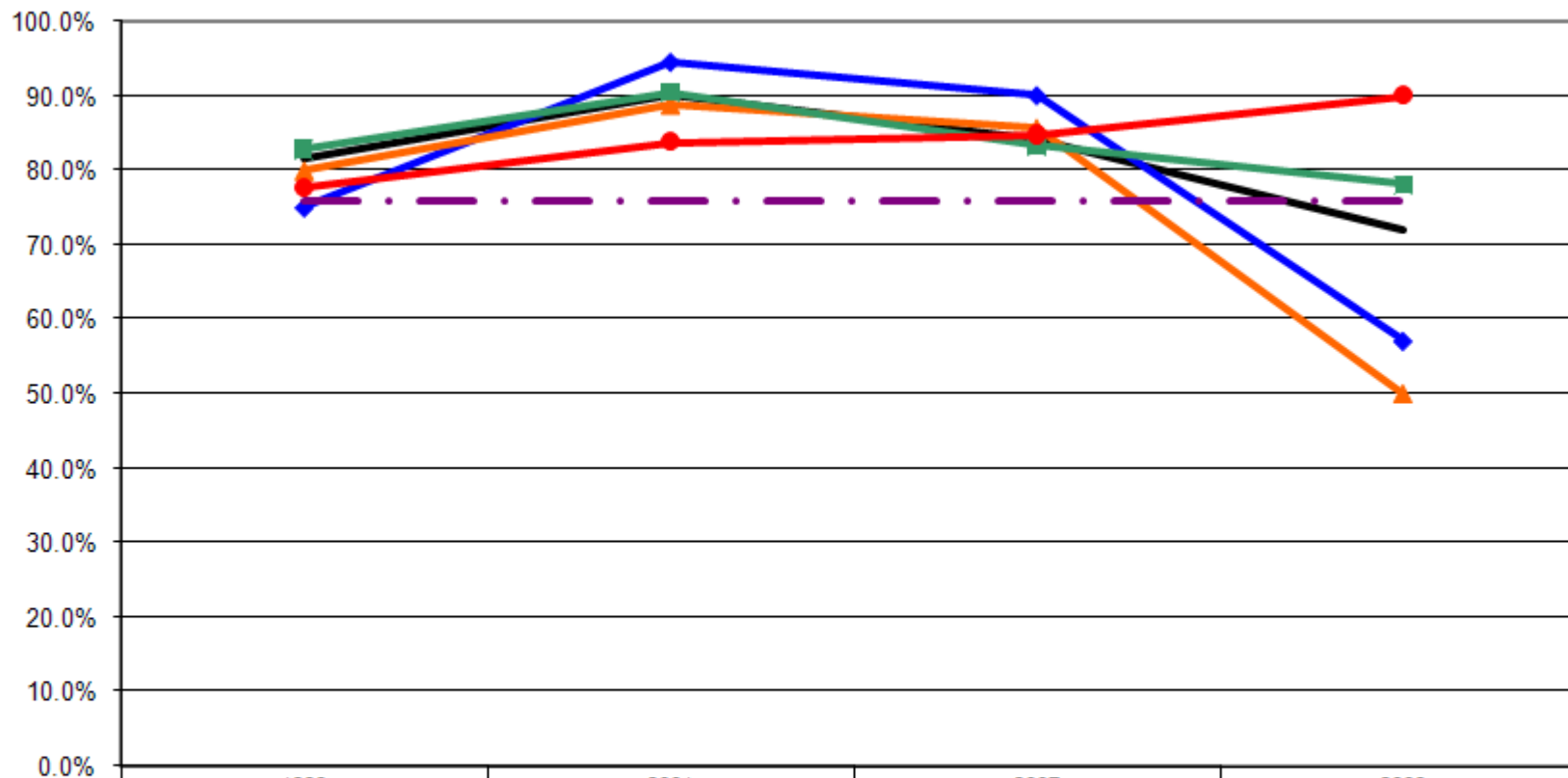
Had Mammogram Within Past 2 Years By Employment Status (Ages: 40-64)



	1999	2001	2007	2009
— Total	81.7%	90.2%	84.1%	72.0%
—◆— Employed	76.9%	90.5%	83.3%	71.4%
—●— Not Employed	90.6%	89.6%	84.4%	72.9%
- - - - US Total Rate*				76.0%

*Source: 2008 CDC BRFSS

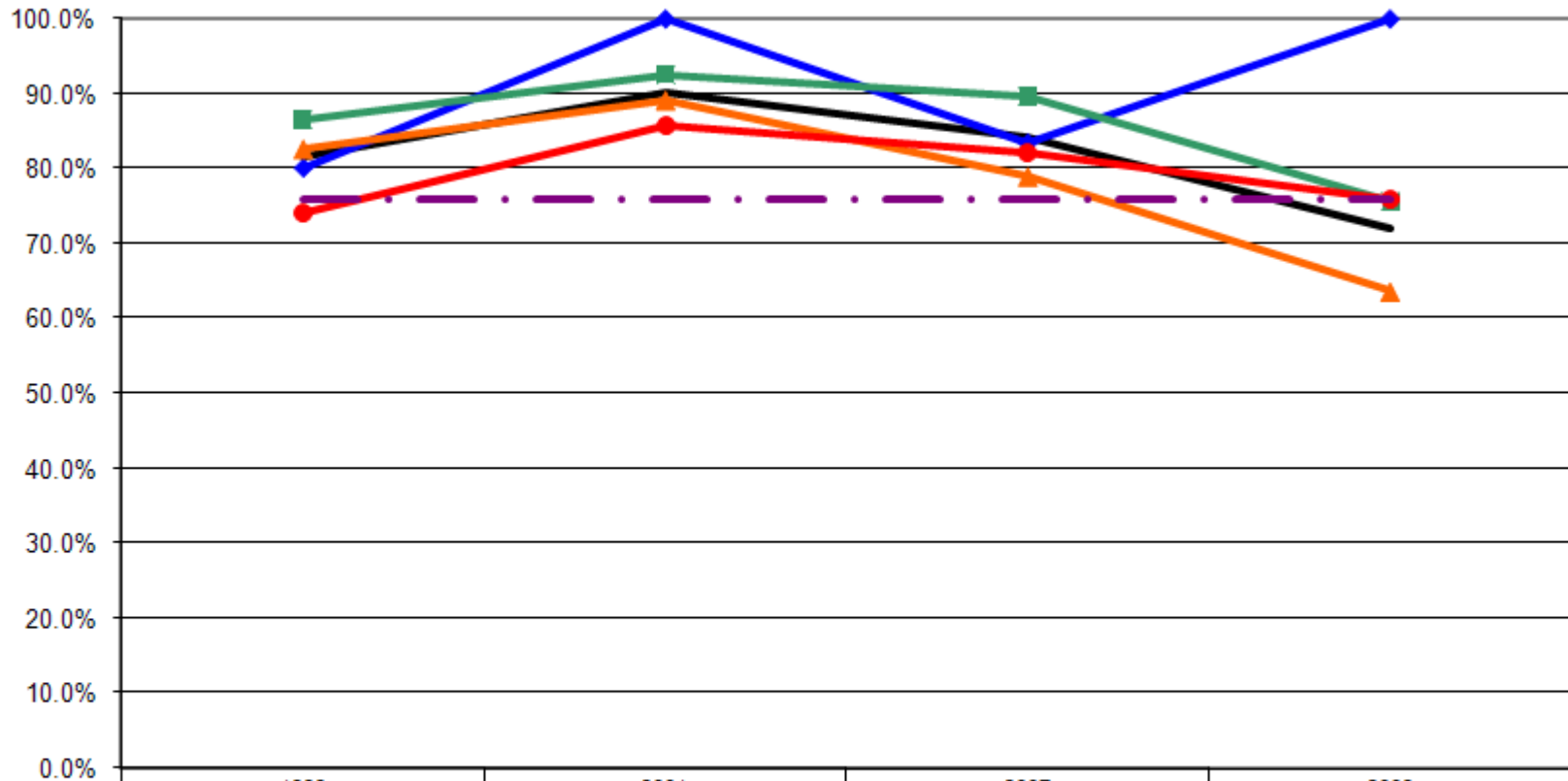
Had Mammogram Within Past 2 Years By Income (Ages: 40-64)



	1999	2001	2007	2009
— Total	81.7%	90.2%	84.1%	72.0%
—◆— <\$15K	75.0%	94.4%	90.0%	57.1%
—▲— \$15-25K	80.0%	88.9%	85.7%	50.0%
—■— \$25-50K	82.9%	90.4%	83.3%	78.1%
—●— \$50K+	77.8%	83.9%	84.7%	90.0%
- · - · - US Total Rate*				76.0%

*Source: 2008 CDC BRFSS

Had Mammogram Within Past 2 Years By Education (Ages: 40-64)



	1999	2001	2007	2009
— Total	81.7%	90.2%	84.1%	72.0%
—◆— < HS	80.0%	100.0%	83.3%	100.0%
—▲— HS or GED	82.6%	89.1%	78.9%	63.6%
—■— Some College	86.5%	92.5%	89.6%	75.6%
—●— College Degree +	74.1%	85.7%	82.1%	75.9%
- - - US Total Rate*				76.0%

*Source: 2008 CDC BRFSS

Interview Year 1999

		Had a mammogram within the past 2 years	
		Yes	No
Total		81.7%	18.3%
Age	40 - 44	80.8%	19.2%
	45 - 54	85.7%	14.3%
	55 - 64	77.5%	22.5%
Employed	Yes	76.9%	23.1%
	No	90.6%	9.4%
Income	< \$15K	75.0%	25.0%
	\$15-25K	80.0%	20.0%
	\$25-50K	82.9%	17.1%
	\$50K +	77.8%	22.2%
Education	Less than High School	80.0%	20.0%
	High School Diploma or GED	82.6%	17.4%
	Some College/Technical	86.5%	13.5%
	College Degree or Higher	74.1%	25.9%

Interview Year 2001

		Had a mammogram within the past 2 years	
		Yes	No
Total		90.2%	9.8%
Age	40 - 44	88.2%	11.8%
	45 - 54	87.3%	12.7%
	55 - 64	95.3%	4.7%
Employed	Yes	90.5%	9.5%
	No	89.6%	10.4%
Income	< \$15K	94.4%	5.6%
	\$15-25K	88.9%	11.1%
	\$25-50K	90.4%	9.6%
	\$50K +	83.9%	16.1%
Education	Less than High School	100.0%	0.0%
	High School Diploma or GED	89.1%	10.9%
	Some College/Technical	92.5%	7.5%
	College Degree or Higher	85.7%	14.3%

Interview Year 2007

		Had a mammogram within the past 2 years	
		Yes	No
Total		84.1%	15.9%
Age	40 - 44	91.7%	8.3%
	45 - 54	88.3%	11.7%
	55 - 64	75.0%	25.0%
Employed	Yes	83.3%	16.7%
	No	84.4%	15.6%
Income	< \$15K	90.0%	10.0%
	\$15-25K	85.7%	14.3%
	\$25-50K	83.3%	16.7%
	\$50K +	84.7%	15.3%
Education	Less than High School	83.3%	16.7%
	High School Diploma or GED	78.9%	21.1%
	Some College/Technical	89.6%	10.4%
	College Degree or Higher	82.1%	17.9%

Interview Year 2009

		Had a mammogram within the past 2 years	
		Yes	No
Total		72.0%	28.0%
Age	40 - 44	93.8%	6.3%
	45 - 54	61.8%	38.2%
	55 - 64	76.6%	23.4%
Employed	Yes	71.4%	28.6%
	No	72.9%	27.1%
Income	< \$15K	57.1%	42.9%
	\$15-25K	50.0%	50.0%
	\$25-50K	78.1%	21.9%
	\$50K +	90.0%	10.0%
Education	Less than High School	100.0%	0.0%
	High School Diploma or GED	63.6%	36.4%
	Some College/Technical	75.6%	24.4%
	College Degree or Higher	75.9%	24.1%