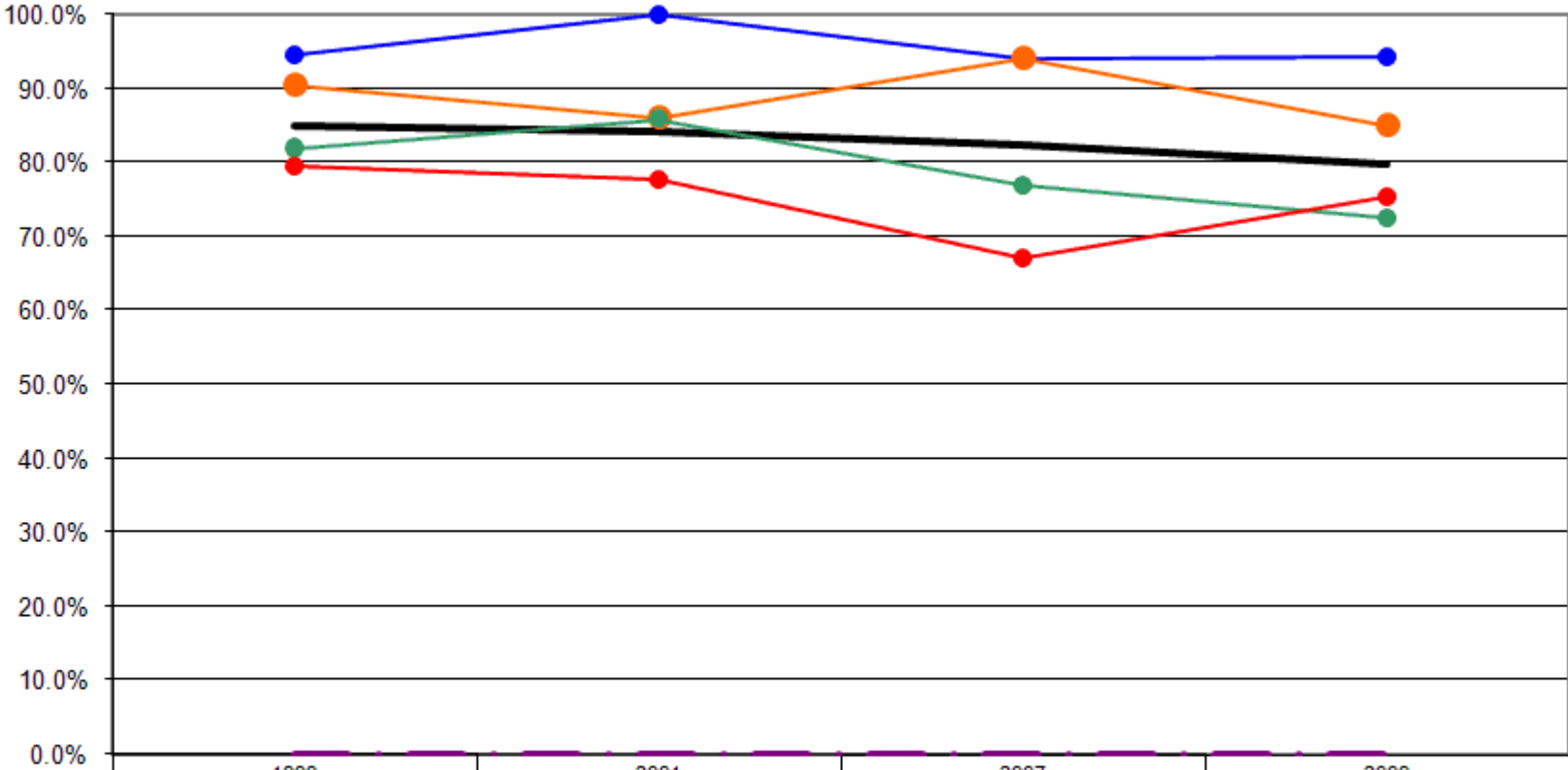


12 Year Review

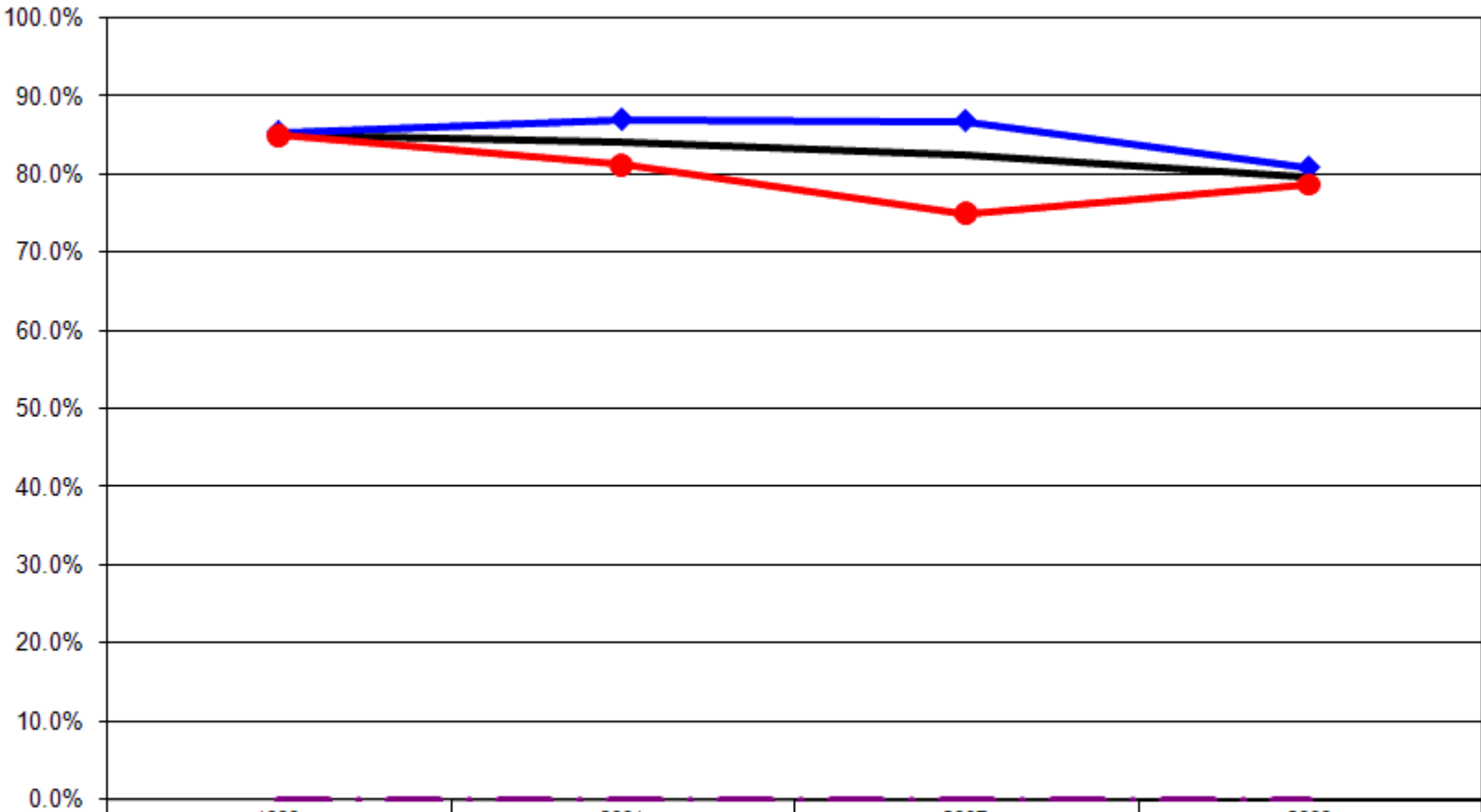
Have you had a clinical breast exam within the past 2 years?

Had Breast Exam Within Past 2 Years By Age



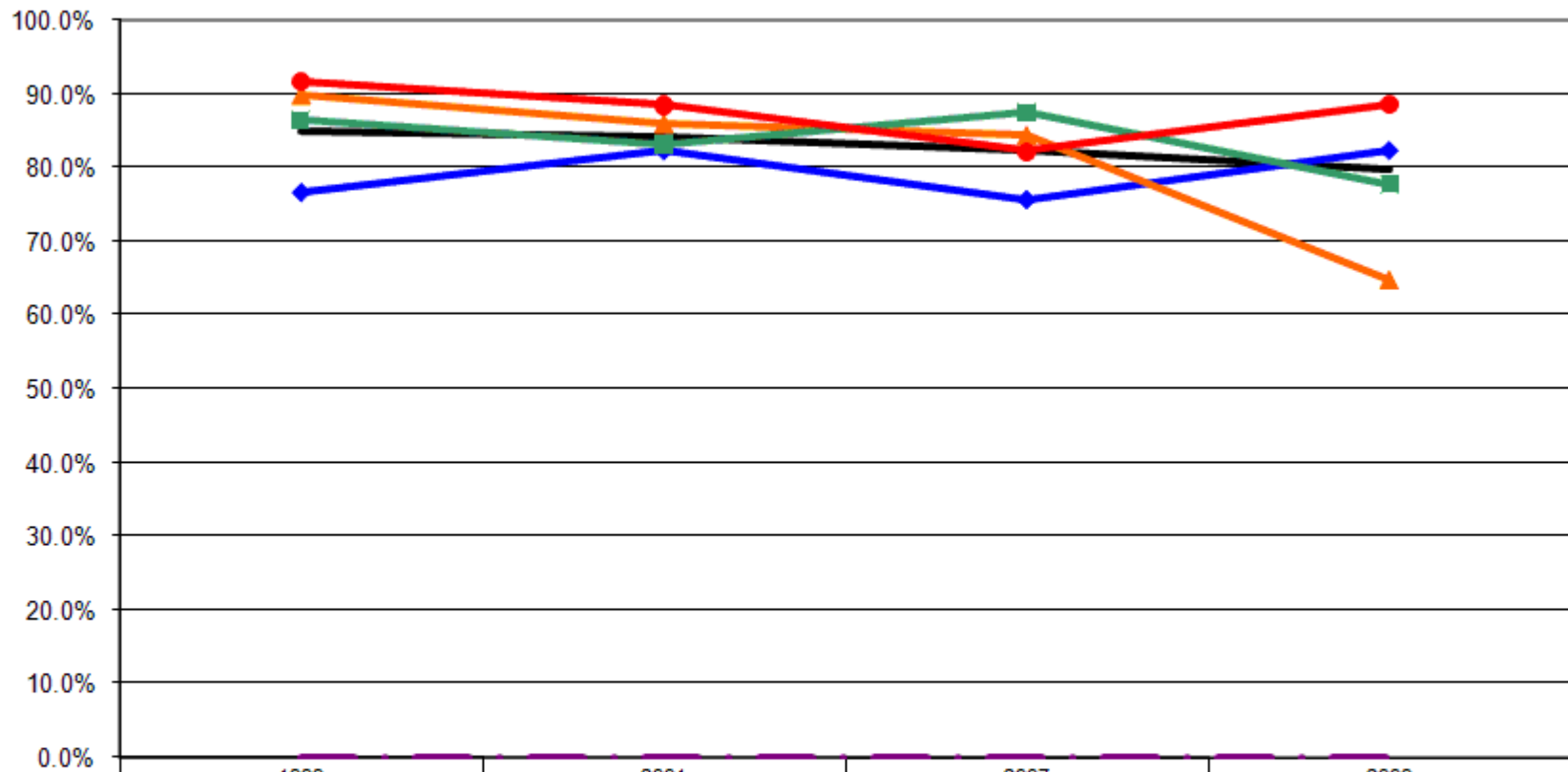
	1999	2001	2007	2009
— Total	85.1%	84.3%	82.4%	79.7%
—● 18-24	94.6%	100.0%	94.1%	94.4%
—● 25-44	90.6%	86.1%	94.2%	85.1%
—● 45-64	81.9%	85.8%	76.9%	72.5%
—● 65+	79.5%	77.6%	67.2%	75.3%
- - - US Total Rate*				

Had Breast Exam Within Past 2 Years By Employment Status



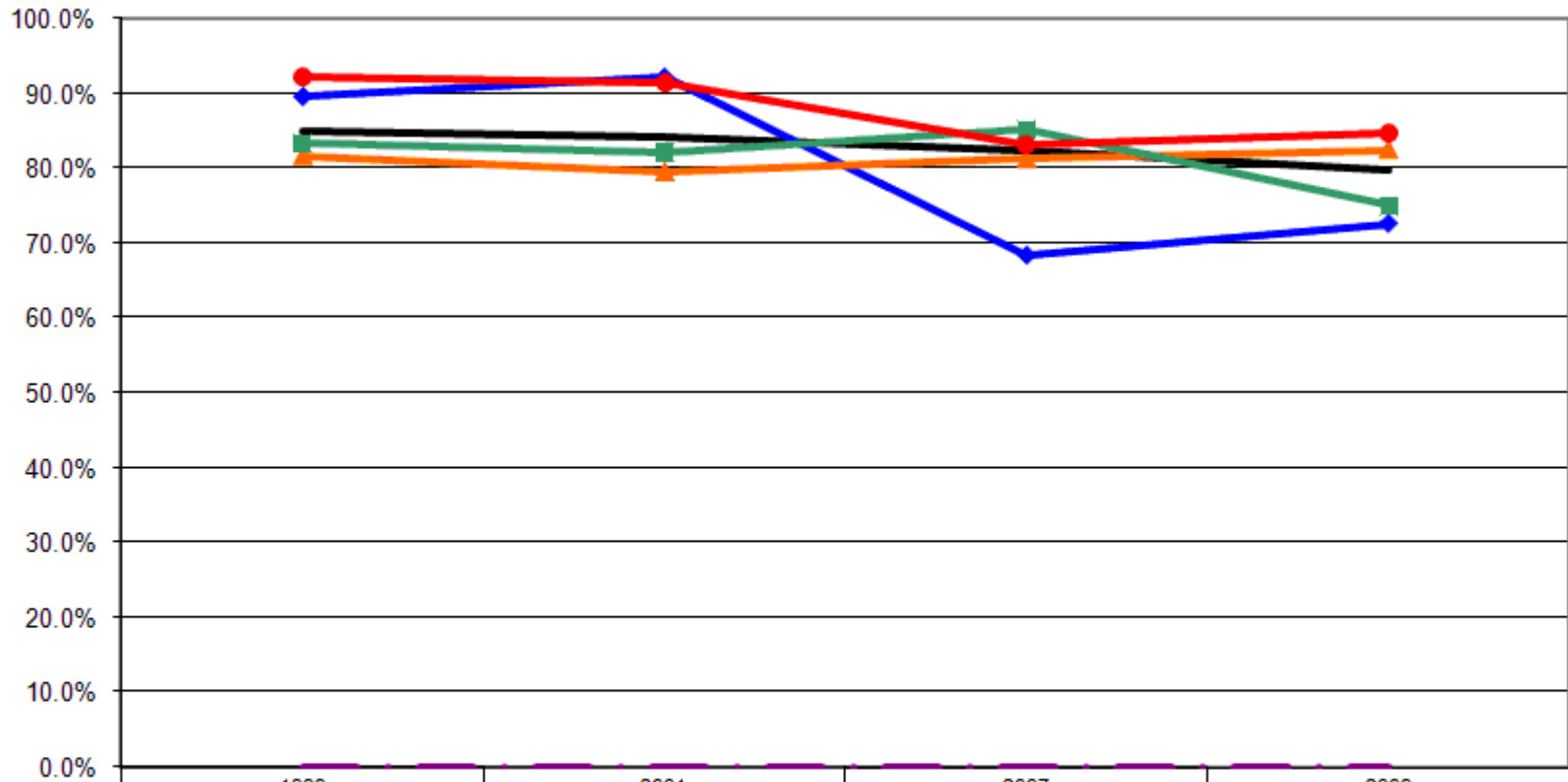
	1999	2001	2007	2009
— Total	85.1%	84.3%	82.4%	79.7%
—◆— Employed	85.5%	87.1%	86.9%	80.9%
—●— Not Employed	85.0%	81.2%	75.0%	78.7%
- - - - US Total Rate*				

Had Breast Exam Within Past 2 Years By Income



	1999	2001	2007	2009
Total	85.1%	84.3%	82.4%	79.7%
< \$15K	76.7%	82.4%	75.8%	82.4%
\$15-25K	89.9%	86.0%	84.4%	64.7%
\$25-50K	86.5%	83.2%	87.5%	77.8%
\$50K+	91.7%	88.6%	82.3%	88.6%
US Total Rate*	0.0%	0.0%	0.0%	0.0%

Had Breast Exam Within Past 2 Years By Education



	1999	2001	2007	2009
— Total	85.1%	84.3%	82.4%	79.7%
—◆— <HS	89.7%	92.3%	68.4%	72.7%
—▲— HS or GED	81.7%	79.5%	81.3%	82.5%
—■— Some College	83.5%	82.2%	85.2%	75.0%
—●— College Degree +	92.3%	91.5%	83.1%	84.7%
- - - US Total Rate*	0.0%	0.0%	0.0%	0.0%

Interview Year 1999

		Breast exam within the past 2 years	
		Yes	No
Total		85.1%	14.9%
Age	18 - 24	94.6%	5.4%
	25 - 34	92.5%	7.5%
	35 - 44	89.1%	10.9%
	45 - 54	90.0%	10.0%
	55 - 64	75.9%	24.1%
	65+	78.4%	21.6%
Employed	Yes	85.5%	14.5%
	No	85.0%	15.0%
Income	< \$15K	76.7%	23.3%
	\$15-25K	89.9%	10.1%
	\$25-50K	86.5%	13.5%
	\$50K +	91.7%	8.3%
Education	Less than High School	89.7%	10.3%
	High School Diploma or GED	81.7%	18.3%
	Some College/Technical	83.5%	16.5%
	College Degree or Higher	92.3%	7.7%

Interview Year 2001

		Breast exam within the past 2 years	
		Yes	No
Total		84.3%	15.7%
Age	18 - 24	100.0%	0.0%
	25 - 34	87.2%	12.8%
	35 - 44	85.3%	14.7%
	45 - 54	84.1%	15.9%
	55 - 64	88.4%	11.6%
	65+	77.6%	22.4%
Employed	Yes	87.1%	12.9%
	No	81.2%	18.8%
Income	< \$15K	82.4%	17.6%
	\$15-25K	86.0%	14.0%
	\$25-50K	83.2%	16.8%
	\$50K +	88.6%	11.4%
Education	Less than High School	92.3%	7.7%
	High School Diploma or GED	79.5%	20.5%
	Some College/Technical	82.2%	17.8%
	College Degree or Higher	91.5%	8.5%

Interview Year 2007

		Breast exam within the past 2 years	
		Yes	No
Total		82.4%	17.6%
Age	18 - 24	94.1%	5.9%
	25 - 34	94.8%	5.2%
	35 - 44	93.5%	6.5%
	45 - 54	82.8%	17.2%
	55 - 64	68.2%	31.8%
	65+	67.2%	32.8%
Employed	Yes	86.9%	13.1%
	No	75.0%	25.0%
Income	< \$15K	75.8%	24.2%
	\$15-25K	84.4%	15.6%
	\$25-50K	87.5%	12.5%
	\$50K +	82.3%	17.7%
Education	Less than High School	68.4%	31.6%
	High School Diploma or GED	81.3%	18.7%
	Some College/Technical	85.2%	14.8%
	College Degree or Higher	83.1%	16.9%

Interview Year 2009

		Breast exam within the past 2 years	
		Yes	No
Total		79.7%	20.3%
Age	18 - 24	94.4%	5.6%
	25 - 34	83.0%	17.0%
	35 - 44	88.2%	11.8%
	45 - 54	66.7%	33.3%
	55 - 64	80.0%	20.0%
	65+	75.3%	24.7%
Employed	Yes	80.9%	19.1%
	No	78.7%	21.3%
Income	< \$15K	82.4%	17.6%
	\$15-25K	64.7%	35.3%
	\$25-50K	77.8%	22.2%
	\$50K +	88.6%	11.4%
Education	Less than High School	72.7%	27.3%
	High School Diploma or GED	82.5%	17.5%
	Some College/Technical	75.0%	25.0%
	College Degree or Higher	84.7%	15.3%

			Breast exam within the past 2 years	
			Yes	No
Age	1999	18 - 24	94.6%	5.4%
		25 - 34	92.5%	7.5%
		35 - 44	89.1%	10.9%
		45 - 54	90.0%	10.0%
		55 - 64	75.9%	24.1%
		65+	78.4%	21.6%
	2001	18 - 24	100.0%	0.0%
		25 - 34	87.2%	12.8%
		35 - 44	85.3%	14.7%
		45 - 54	84.1%	15.9%
		55 - 64	88.4%	11.6%
		65+	77.6%	22.4%
	2007	18 - 24	94.1%	5.9%
		25 - 34	94.8%	5.2%
		35 - 44	93.5%	6.5%
		45 - 54	82.8%	17.2%
		55 - 64	68.2%	31.8%
		65+	67.2%	32.8%
	2009	18 - 24	94.4%	5.6%
		25 - 34	83.0%	17.0%
		35 - 44	88.2%	11.8%
45 - 54		66.7%	33.3%	
55 - 64		80.0%	20.0%	
65+		75.3%	24.7%	

			Breast exam within the past 2 years	
			Yes	No
Employment Status	1999	Employed	85.5%	14.5%
		Not Employed	85.0%	15.0%
	2001	Employed	87.1%	12.9%
		Not Employed	81.2%	18.8%
	2007	Employed	86.9%	13.1%
		Not Employed	75.0%	25.0%
	2009	Employed	80.9%	19.1%
		Not Employed	78.7%	21.3%

			Breast exam within the past 2 years	
			Yes	No
Income Level	1999	< \$15K	76.7%	23.3%
		\$15-25K	89.9%	10.1%
		\$25-50K	86.5%	13.5%
		\$50K +	91.7%	8.3%
	2001	< \$15K	82.4%	17.6%
		\$15-25K	86.0%	14.0%
		\$25-50K	83.2%	16.8%
		\$50K +	88.6%	11.4%
	2007	< \$15K	75.8%	24.2%
		\$15-25K	84.4%	15.6%
		\$25-50K	87.5%	12.5%
		\$50K +	82.3%	17.7%
	2009	< \$15K	82.4%	17.6%
		\$15-25K	64.7%	35.3%
		\$25-50K	77.8%	22.2%
		\$50K +	88.6%	11.4%

			Breast exam within the past 2 years	
			Yes	No
Education Level	1999	Less than High School	89.7%	10.3%
		High School Diploma or GED	81.7%	18.3%
		Some College/Technical	83.5%	16.5%
		College Degree or Higher	92.3%	7.7%
	2001	Less than High School	92.3%	7.7%
		High School Diploma or GED	79.5%	20.5%
		Some College/Technical	82.2%	17.8%
		College Degree or Higher	91.5%	8.5%
	2007	Less than High School	68.4%	31.6%
		High School Diploma or GED	81.3%	18.7%
		Some College/Technical	85.2%	14.8%
		College Degree or Higher	83.1%	16.9%
	2009	Less than High School	72.7%	27.3%
		High School Diploma or GED	82.5%	17.5%
		Some College/Technical	75.0%	25.0%
		College Degree or Higher	84.7%	15.3%